

iQ700, Built-in oven with steam function, 60 x 60 cm, Stainless steel HS658GES7B



Shorten your cooking time thanks to fast preheat and coolStart. And remote your oven from anywhere with Home Connect.

- ✓ fast preheat: reach the required baking temperature sooner; coolStart: no need to preheat the oven for deep frozen food.
- ✓ 4D hotAir: flexible choice of shelf.
- ✓ bakingSensor: detects when the baking process is complete.
- ✓ softMove: gentle opening and closing of the oven door.

Features

Technical Data

Color / Material Front : Stainless steel
 Built-in / Free-standing : Built-in
 Door opening : Drop down
 Required niche size for installation (HxWxD) : 585-595 x 560-568 x 550
 Dimensions : 595 x 594 x 548
 Dimensions of the packed product (HxWxD) (mm) : 670 x 660 x 690
 Control Panel Material : Stainless steel
 Door Material : Glass
 Net weight (kg) : 42.305
 Approval certificates : CE, VDE
 Length electrical supply cord (cm) : 120
 EAN code : 4242003865767
 Current (A) : 16
 Voltage (V) : 220-240
 Frequency (Hz) : 50; 60
 Plug type : no plug
 Approval certificates : CE, VDE
 Number of cavities (2010/30/EC) : 1
 Usable volume (of cavity) - NEW (2010/30/EC) : 71
 Energy efficiency rating : A+
 Energy consumption per cycle conventional (2010/30/EC) : 0.87
 Energy consumption per cycle forced air convection (2010/30/EC) : 0.69
 Energy efficiency index (2010/30/EC) : 81.2

Included accessories

1 x enamel baking tray, 1 x grid, 1 x universal pan, 1 x steam container, punched, size S, 1 x steam container, punched, size XL, 1 x steam container, unpunched, size S

Optional accessories

HZ915003	Glass roasting dish, 5,4 L
HZ664000	Baking and roasting grid (steam)
HZ638D30	3 level telescopic rails, full ext, steam
HZ638D10	1 level telescopic rail, full ext, steam
HZ636000	Glass pan
HZ631070	Baking tray, anthracite enamelled
HZ625071	Grill tray, anthracite enamelled
HZ531010	Baking tray, non-stick ceramic coated



iQ700, Built-in oven with steam function, 60 x 60 cm, Stainless steel HS658GES7B

Features

Design

- 5.7" TFT touchDisplay Plus
- Cavity inner surface: enamel anthracite
- Drop down oven door, softClose, softOpen
-
- Multilevel LED Illumination, LED light, Light on/off when door opened/closed
- 5 shelf positions
- Stainless steel control dial
- Bar handle

Features

- Automatic temperature proposal
- Actual temperature display
- Heating-up indicator
- meat probe
-
- Control panel lock
- Automatic safety switch off
- Residual heat indicator
- Start button
- Door contact switch
-
-
- WLAN - Home connect enabled
- cookControl Plus
- bakingSensor
- roastingSensor Plus
-
- Electronic oven clock timer
- Tank empty indicator
- Integral cooling fan

Cleaning

- EcoCleanDirect : ceiling, back panel, side liners
- ecoClean programme
- Full glass inner door

Programmes/functions

- Combi-steam oven with 15 PC heating methods: 4D hot air, hotairGentle, conventional, Conventional heat Gentle, hot air grilling, full width grill, half width grill, Pizza Setting, coolStart, bottom heat, intensive conventional heat, low temperature cooking, keep warm, dehydrate, plate warming
- Additional functions:
- Descaling programme
- Drying function
- autom. boiling point detection
-
- Fast pre-heat
- 1 x enamel baking tray, 1 x steam container, punched, size S, 1 x steam container, punched, size XL, 1 x steam container, unpunched, size S, 1 x grid, 1 x universal pan
- Cavity with shelf support rails

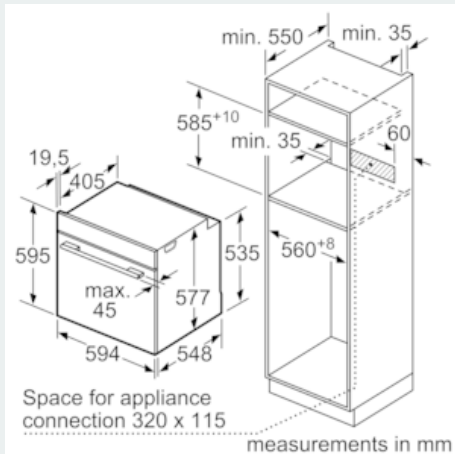
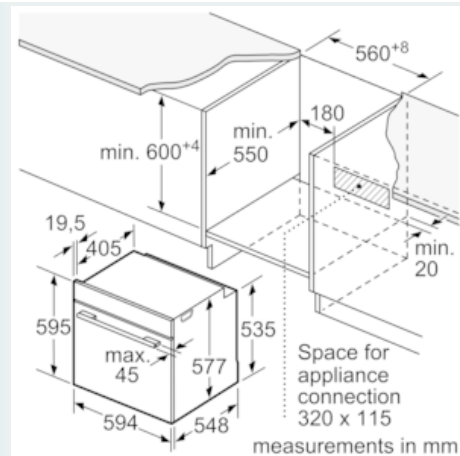
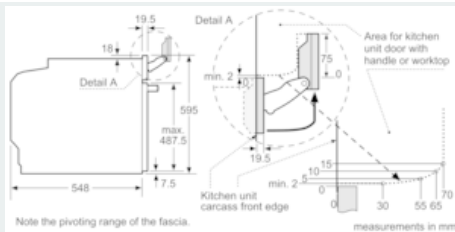
Technical information

- Energy efficiency rating (acc. EU Nr. 65/2014): A+
- Energy consumption per cycle in conventional mode: 0.87 kWh

- Energy consumption per cycle in fan-forced convection mode: 0.69 kWh
- Number of cavities: Main cavity
- Heat source: electrical
- Cavity volume: 71 litres
- 1 l Water tank capacity:
- Location of water tank: Outside cavity
- Total connected load electric: 3.6 KW
- Nominal voltage: 220 - 240 V
- 120 cm Cable length
- Temperature range 30 °C - 250 °C
- Appliance dimension (hxxwxd): 595 mm x 594 mm x 548 mm
- Niche dimension (hxxwxd): 585 mm - 595 mm x 560 mm - 568 mm x 550 mm
- Please refer to the dimensions provided in the installation manual

**iQ700, Built-in oven with steam
function, 60 x 60 cm, Stainless steel
HS658GES7B**

Dimensioned drawings



If the appliance will be installed underneath a hob, the following worktop thicknesses (including substructure if necessary) must be taken into account.

Hob type	min. worktop thickness	
	fitted	flush
Induction hob	37 mm	38 mm
Full surface Induction hob	47 mm	48 mm
Gas hob	30 mm	38 mm
Electric hob	27 mm	30 mm